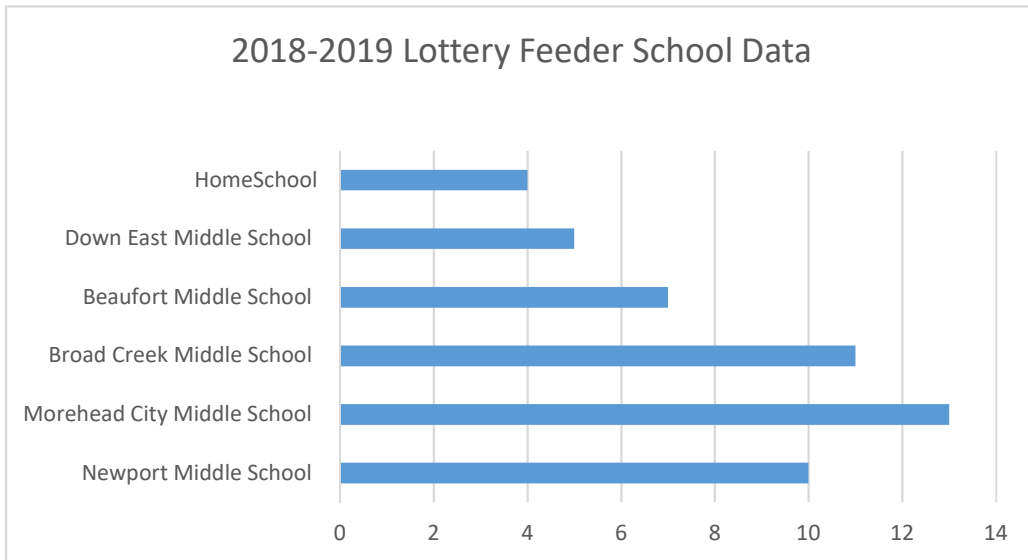
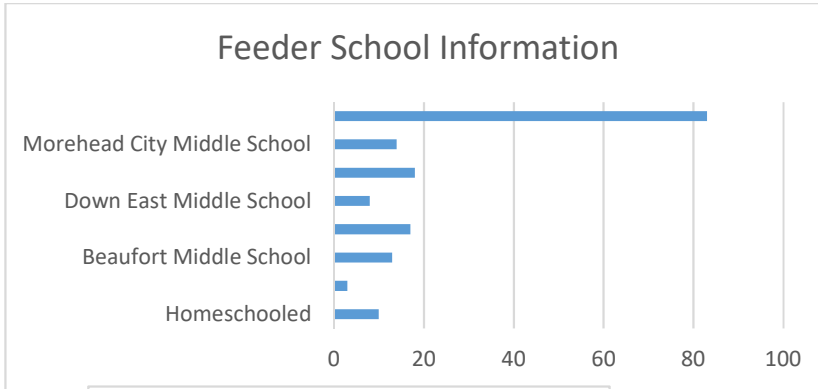


Newport Middle School	10
Morehead City Middle School	13
Broad Creek Middle School	11
Beaufort Middle School	7
Down East Middle School	5
HomeSchool	4

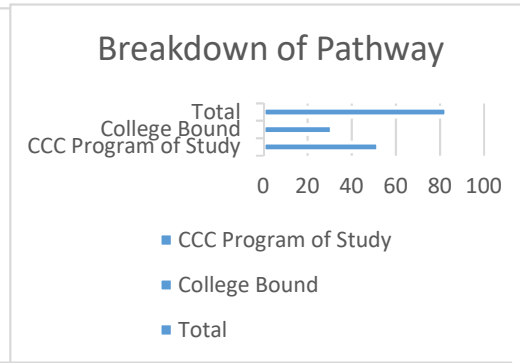


Data 2018-2019 Mast Applicants

Homeschooled	10
Private School	3
Beaufort Middle School	13
Broad Creek Middle School	17
Down East Middle School	8
Newport Middle School	18
Morehead City Middle School	14
Total	83

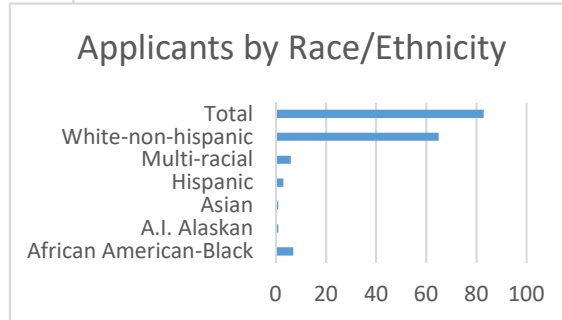


CCC Program of Study	52
College Bound	31
Total	83



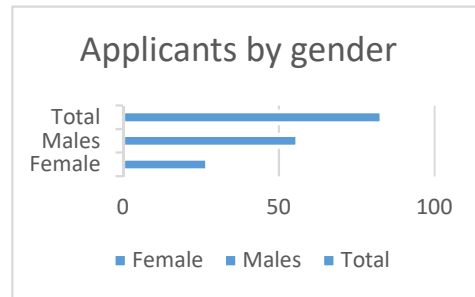
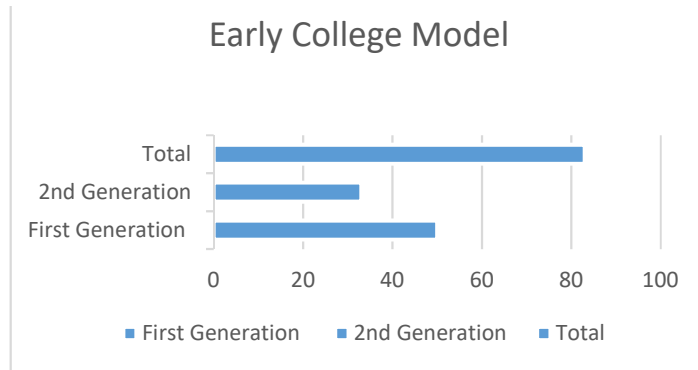
Female	27
Males	56
Total	83

African American-Black	7
A.I. Alaskan	1
Asian	1
Hispanic	3
Multi-racial	6
White-non-hispanic	65
Total	83

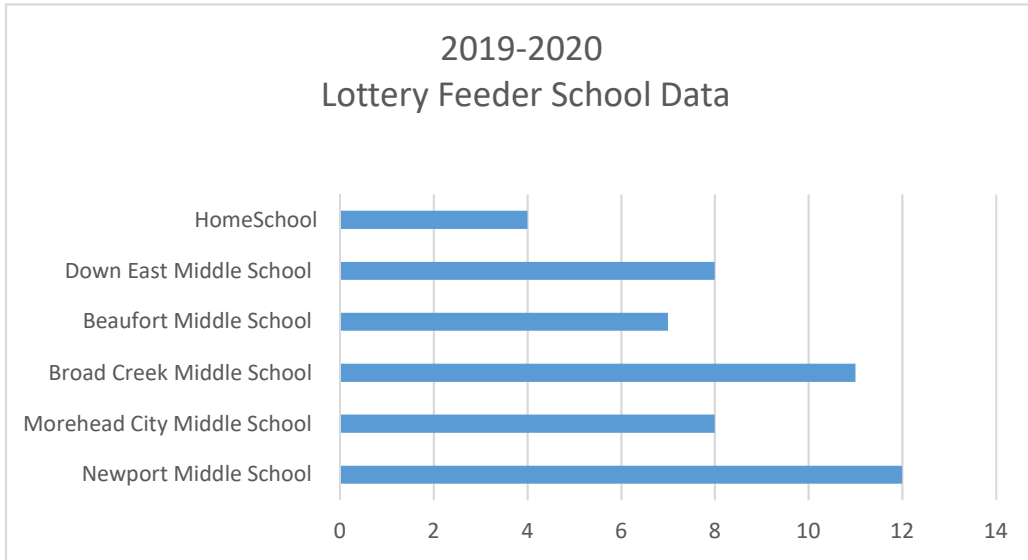


First Generation	50
2nd Generation	33
Total	83

Data 2018-2019 Mast Applicants

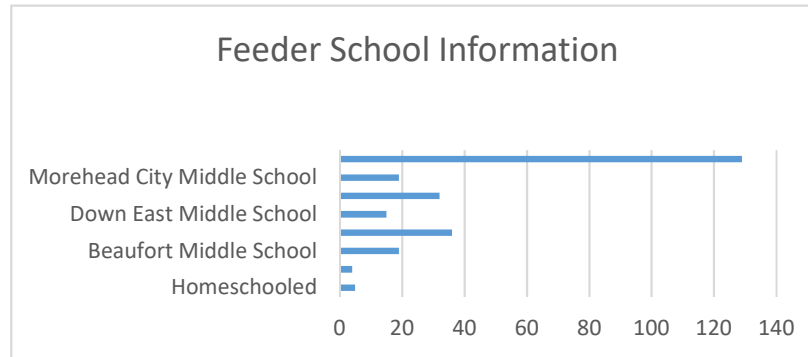


Newport Middle School	12
Morehead City Middle School	8
Broad Creek Middle School	11
Beaufort Middle School	7
Down East Middle School	8
HomeSchool	4

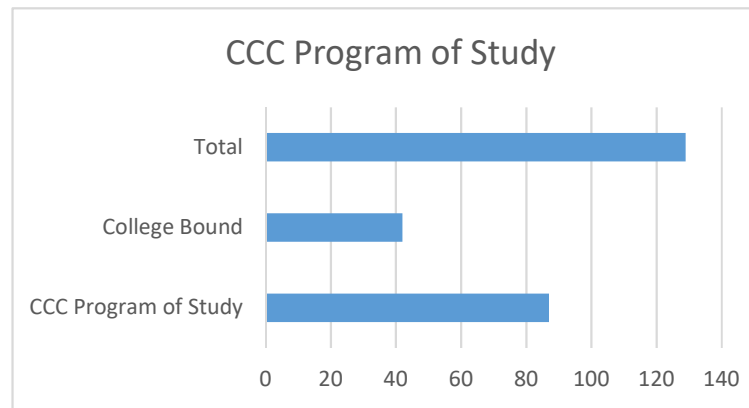


Data 2019-2020 MaST Applicants

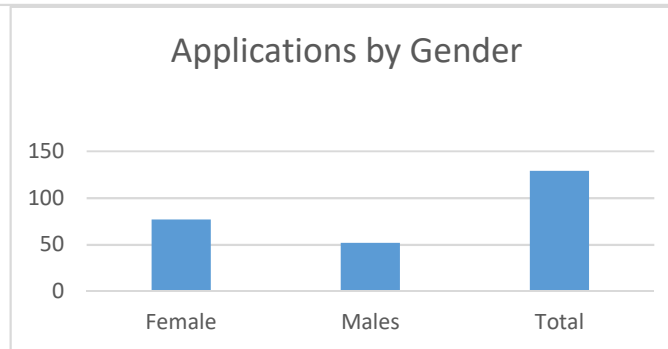
Homeschooled	5
Private School	4
Beaufort Middle School	19
Broad Creek Middle School	36
Down East Middle School	15
Newport Middle School	32
Morehead City Middle School	19
Total	129



CCC Program of Study	87
College Bound	42
Total	129



Female	77
Males	52
Total	129



African American-Black	6
A.I. Alaskan	2
Asian	3
Hispanic	9
Multi-racial	10
White-non-hispanic	99
Total	129

First Generation	83
2nd Generation	46
Total	129

Data 2019-2020 MaST Applicants

